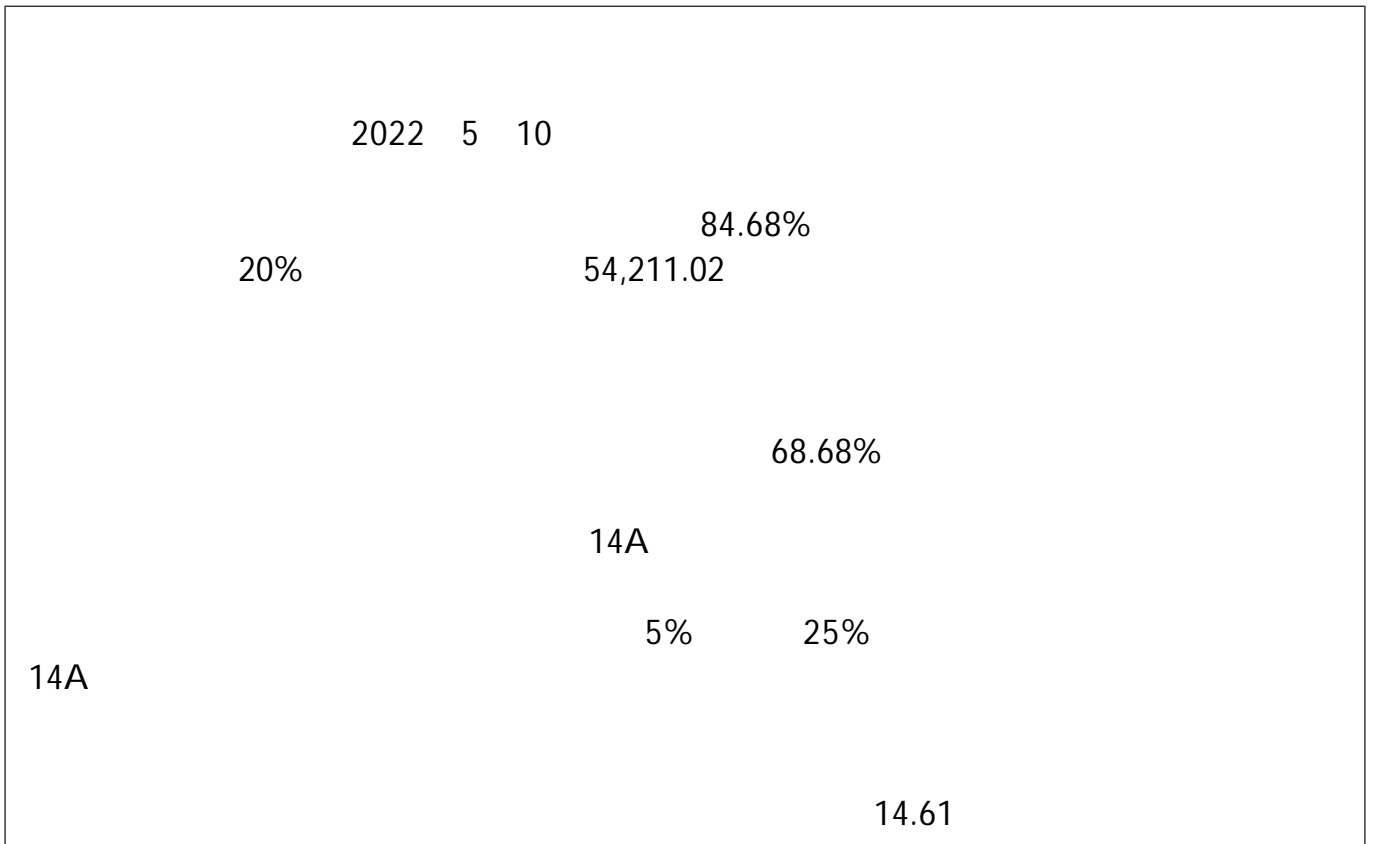




Beijing Jingneng Clean Energy Co., Limited  
北京京

20%  
84.68%



14.60A	14.60A	14.62	15
--------	--------	-------	----

**1.**

2022 5 10

20% 84.68%  
54,211.02

**2.**

(1) 20% 84.68%

(2)

(3) 20% 84.68%

(4)

(1) 84.68% 20%

20% 84.68%

(2)

84.68%

(3)

(1)

(2)

(1)

(2)

(1)

(2)

(3)

30

(4)

(1)

(2)

**3.**

84.68%

20%

		%
170,000	170,000	84.68%
30,758	30,758	15.32%
200,758	200,758	100%

84.68%

		%
170,000	170,000	84.68%
30,758	30,758	15.32%
200,758	200,758	100%

84.68%  
20%

2022 3 31

268,100.00      84.68%

227,027.08  
864,080.29

20%

54,211.02

172,816.06

30

(1)

(2)

(3)

30

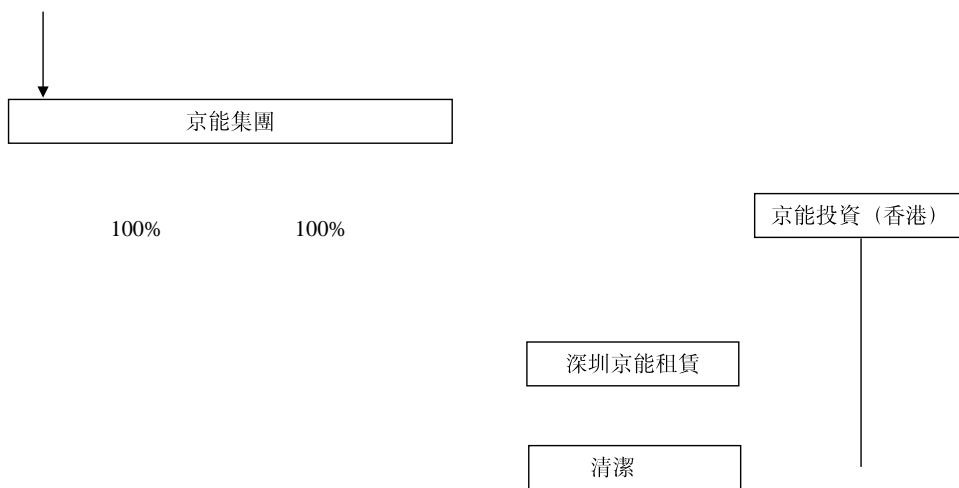
(4)

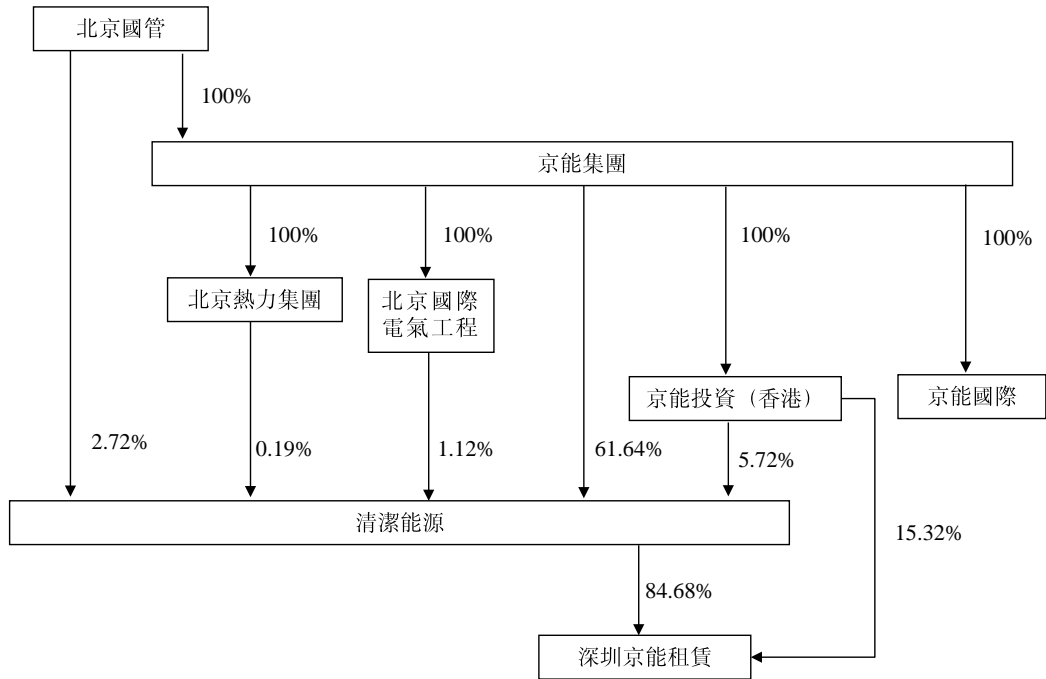
(1)

(2)



4.





5.

<b>2020</b>	<b>2021</b>
<b>12 31</b>	<b>12 31</b>
80,523,618,485.08	81,978,270,694.37
31,110,865,386.90	25,851,189,584.15

<b>2020</b>	<b>2021</b>
<b>12 31</b>	<b>12 31</b>
20,097,478,839.34	22,236,992,401.29
1,868,597,549.55	-3,853,626,563.55
1,761,975,134.87	-3,870,368,177.18

<b>2020</b>	<b>2021</b>
<b>12 31</b>	<b>12 31</b>
3,370,892,171.71	4,003,319,933.22
1,264,363,709.61	1,321,441,999.81

<b>2020 12 31</b>	<b>2021 12 31</b>
129,166,083.94	157,705,422.05
82,478,673.15	76,133,519.12
61,857,210.96	57,078,290.20

84.68%

2,009,077,194.86

**6.**

2022 3 31

20%

1,690,657,000  
20%

37,503,000

**7.**

**8.**

68.68%

14A

14A

5% 25%

14.60A 14.62 14.61 15

14.60A

**9.**

2022 5 31

10.

2022 5 10

84.68%  
20%

2022 4 14  
[2022] 1219

2022 4 12  
2022 099A

68.68%

2022 4 12

2022 4 14

100%

84.68%

H

2022 5 10

84.68%

20%

6

80%

20%



84.68%  
20%  
84.68%  
20%

1.00

84.68%

15.32%

84.68%

20%

84.68%  
20%

2022 3 31

%

2022 5 10