



**Beijing Jingneng Clean Energy Co., Limited**  
**北京京**

**14A.60**

2022 6 20	84.68%
68.68%	
14A	
14A.60	14A
	14A

2022 5 30      2022 5 10      2022 5 30      2022 6 20

84.68%

20%

2022 6 20

84.68%

68.68%

14A

1. 2016 4 25	50	2016 4 27	72.68		
	1#300	2026 4 26	50		
		10	(i) 40	24.5	10,000
			(ii) 40	40	10,000
			12		
					10,000
	86.55				
	61.47				
2. 2016 4 25	200	2016 4 27	289.81		
	1	2026 4 26	200		
		10	(i) 40	24.5	10,000
			(ii) 40	40	10,000
			12		
					10,000
	468.18				
	330.67				

3.	2016 4 25	300	2016 4 27 2026 4 26 10	40 (i) 24.5 300 437.02	2021 7 25 24.5	40 (ii) 24.5 10,000 10,000
		345.89				
		300.52				
4.	2016 4 25	100	2016 4 27 2026 4 26 10	40 (i) 24.5 100 142.60	2021 8 27 24.5	40 (ii) 24.5 10,000 10,000
		152.98				
		113.34				

5. 2018 2 11

11

2018 2 12  
2027 2 11  
9

3.2

14.22

(i)

11

36

3.88%

(ii)

3.88%

10,000

10,000

2017 6 23

11.86  
2018 2 1

11.86

21% 19%  
2017 6 13

6. 2019 1 28

22 8.76773  
2019 1 31  
2028 1 30  
9

29.94

(i) 36  
(ii) 36  
3.88%  
3.88%  
10,000

10,000

2017 6 23

26.89  
2018 11 30

21% 19%  
2017 6 13

26.58

2018 2 11

7. 2019 9 12

47  
2019 9 12  
2022 9 11  
3  
A

56.26

(i) 12  
(ii) 12  
(iii) 47  
2  
12  
8.2%  
8.2%

10,000

10,000

2019 7 31

2022 6 13

35

82.16

8. 2020 8 17

2020 9 18  
2029 9

100

198

125.74  
2020 5 31

104.64



9. 2020 8 17	2020 9 18	2020 9 17	2020 9 17	2022 3 25	2020 8 17
	190	35			
			(i)		
			(ii)	12	
			(iii)	36	
				5	
				190	
				2.19	
				36	
				10,000	
				10,000	
				240.86	
				40	
	239.58			35	
	200.13			35	
				40	
				2022 3 25	
				35	
				100%	
				100%	



10. 2020 11 18

300	2020 11 26						
	2023 11	12	(i)	300	319.72		
	2 25	12	(ii)	1.05	(iii)		
2	2					10,000	
2			34		12		
2					12	3.4	
2	2						10,000

· 9 ·

11. 2021 4 25

377.64	2021 4 25						
	2023 4 24		(i)	124	136.06		
124	2	8	(ii)				
		103		8	12	10,000	
							10,000
		2022 6 6					
							103

209.81

2021 2 28

125.23

12. 2021 4 26	120	2021 4 26	12	(i)	120	134.60
		2024 4 25		(ii)		
		3	25		12	10,000
						10,000
			2.2			
			2022 6 6			
						25
		132.09				
		2021 2 28				
						25.79
		128.88				
						23.5
						103
						10,000
						10,000
						8
						12
						24.84
		79.06				
		2021 2 28				
						24.84

14. 2021 5 26

60	2021 5 27	67.50			
	2024 5 26		60		
	3		(i)		
			(ii)		
28 30 32 34		45	12 12		10,000
16					
19					
	2021 5 27				10,000
	0.8				

15. 2021 4 28

60.90	2021 4 29				
	2024 4 28	33.91			
	3				
30			(i) 30		
	1 2 3		(ii)		
		90	12 12		10,000
					10,000

35.73  
2021 1 31

35.17

16. 2021 7 20

2021 7 27  
2024 7 26  
3

200

226.91

(i)

(ii)

12

200

85

12

12

262.05

2021 6 28

244.98

18. 2021 10 20	2021 10 25	2023 10	(i)	(ii)	38.00	10,000
35	24	2	8	8	35	10,000
	1			12	90	10,000
						10,000

71.65  
2021 6 30

51.14

19.	2021 12 27		2021 12 29			
		40	28	40	45.38	10,000
			3	(i)	12	
				(ii)	95	10,000
					12	10,000

			79.26			
		57.38	2021 10 31			
20.	2022 6 17		2022 7 1		178.89	
		160	3	(i)	160	10,000
				(ii)	25	
					12	10,000

			169.86			
			2022 1 31			
		168.24				







3.	2017 6 13	17.68592	2017 8 30	127.88	(i)	10,000	8%	6%	5%
			2026 8 29	89.08	(ii)	36			
			9	0.98	(iii)	36	10%		

2017 6 23 21% 19%

4.	2017 6 13	1.83384	2017 8 30	10.68	(i)	10,000	8%	6%	5%
			2026 8 29	7.68	(ii)	36			
			9	0.1	(iii)	36	10%		

2017 7 28 21% 19%

5. 2017 12 21

3.5

2018 1 26

13.65

7.	2020 5 27	3.70524	2020 6 17	25.83	(i)	10,000
		19.96	2029 6 16	19.96	36	
			9	0.05	(iii)	
				36	6.5%	
				(iv)	0.2	
					6.5%	
8.	2020 6 5	5.23260	2020 6 17	41.80	(i)	10,000
		31.09	2029 6 16	31.09	36	
			9	0.04	(iii)	
				36	6.5%	
				(iv)	0.31	
					6.5%	
9.	2020 6 4	9.93783	2020 6 17	73.04	(i)	10,000
		55.91	2029 6 16	55.91	36	
			9	0.08	(iii)	
				36	6.5%	
				(iv)	0.56	
					6.5%	

10. 2020 6 4	7,45030	2020 6 17	59.37	(i)	10,000
	44.32	2029 6 16	44.32	36	
	44.32	9	0.06	(iii)	
			6.5%	6.5%	
		36	(iv)	0.44	
					6.5%
11. 2020 6 4	4,28120	2020 6 17	32.69	(i)	10,000
	23.70	2029 6 16	23.70	36	
	23.70	9	0.03	(iii)	
			6.5%	6.5%	
		36	(iv)	0.24	
					6.5%

12.	2021 9 22	4.13316	2021 12 10	17.00	(i)	
		13.01	2030 12 9	13.01	36	
			9			10,000
			2022			
			3 14			
			2022 5 10	0.34	(iii)	
			2031 5 9	42		
					36	12
						2017 7 11
						2017 5 25
						21% 19%
13.	2021 11 22	1150404	2022 9 20	480.81	(i)	
		428.11	2025 9 19	428.11	12	
			3			1
				9.98	(iii)	
				95.25		
					12	12
					(iv)	2.40

2021 11 22

14. 2021 11 22	1150404	2023 6 20							
		2026 6 19	635.66	735.94	12	(i)			
	653.66	3	(ii)	17.08		(iii)			1
				95.25	12				
				(iv)	3.66				

2021 11 22

15. 2021 11 18	9,98028	2022 2 15							
		2031 2 14	25.66	33.30	36	(i)			
	25.66	9	(ii)	0.23		(iii)			10,000
				9.6	36				
					12				

16.	2021 12 20	17.73023	2021 12 24				
			2026 12	61.00	69.92	20	(i)
		61.00	23	0.04	(iii)	12	(ii)
			5	18	(iv)	20	10,000
						1.65	
	2021 12 20						
	2021 12 22						100%
	2021 12 20						
17.	2021 9 16		2023 7 20	118.00	156.50	32	(i)
			2031 7 19	(ii)	(iii)		10,000
			8	6.09			
				9	(iv)	32	
						0.45	

18. 2021 9 16	2023 7 20	933.97	(i)	32	10,000
	2031 7 19	676.00	(ii)		
	8	34.10	(iii)		
		9	(iv)	32	12
				3.00	
19. 2021 9 14	2022 8 20	163.94	(i)	32	10,000
	2030 8 19	126.07	(ii)		
	8	2.00	(iii)		
		9	(iv)	32	12
				0.45	
20. 2021 9 15	2023 7 20	225.90	(i)	32	10,000
	2031 7 19	166.90	(ii)		
	8	8.29	(iii)		
		9	(iv)	32	12
				0.65	



21. 2022 5 11	7.606	2022 6 7	34.26	(i)
	28.60	2027 6 6	28.60	(ii)
		5	0.03	(iii)
			13	
			20	
			20	
			12	
			10,000	

2022 5 11

2022 5 11

95%

2022 5 11



1. 2021 10 22

2021 10 22  
2024 6 30 11  
3.85%

11

333.44  
300.00

2. 2021 12 24

2018 11 2021 5 2021 12 24  
2024 12 12  
23 3

89.30  
89.30  
66.5  
12  
12

3.	2021 12 24	2018 11	2021 5	2021 12 24	2024 12	2024 12 24
		48.27	23	3	12	
		48.26			66.5	12
						12

2022 6 16

2022 6 16

(i)

(ii)

15.78

2020 5 15

2022 12 31

2020 5 15

(i)

(ii)

(1)

(2)

		2022 12 31				500
			(iii)	(i)	(ii)	
2020 8 5						
		2022 3 9				2022 12
31						3,000
	2022 12 31					

2021 12 28

2022 4 24

2021 12 28

(i)

(ii)

2022 1 1      2022 12 31

2022 12 31



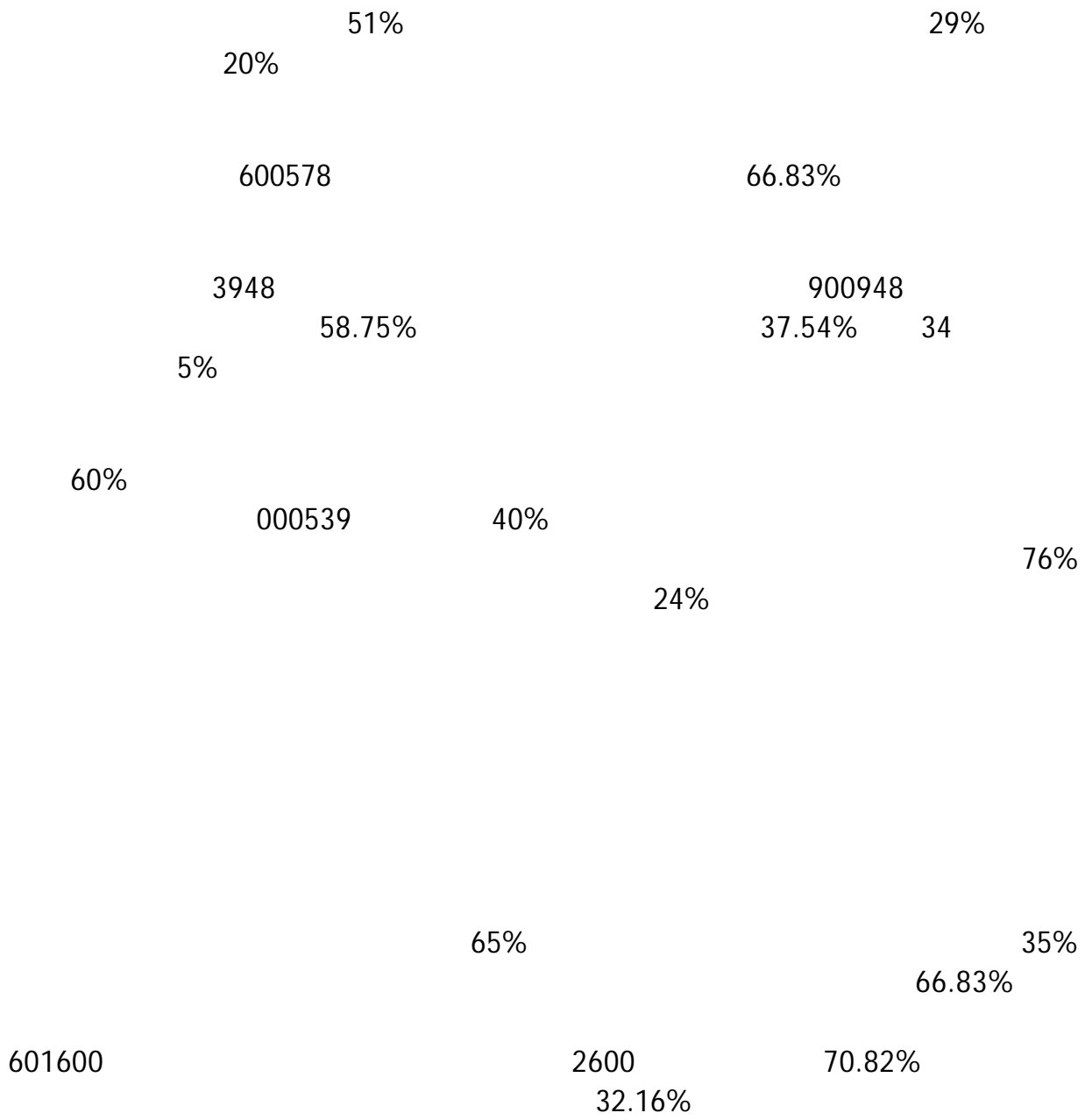
2022 4 24

6 30 12 31

84.68%

15.32%

68.68%



17.96%

5.66%  
5.56%

68.75%  
31.25%  
51%  
49%  
66.83%

51%

49%  
66.83%

90%

10%

48%

KEP US

015760  
10%

34%

18%

21% 60% 19%

20% 95% 5% 80%

9.98% 41.30% 17.40% 1.24% 41.30%

30%

30%

66%

34%

66.83%

58.80%

36.97%

4.23%

61%

601169

39%

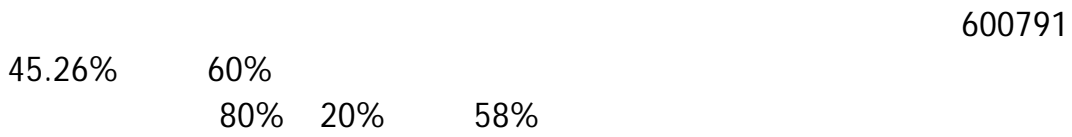

ING BANK N.V.

13.03%

65%

35%

6166



94.52%      42%      25%  
2.74%      2.74%      90%      10%      15%

30%

66.83%

21%

60%



19%

80%

20%

95% 5%

21%

60%

19%

20%

95% 5%

80%

63.31%

60%

601101

76.05%

23.95%

40%

99.43%

0.57%

51%

49%

94.68%

95%  
40% 30% 30%

5%

686

32%

(i)

(ii)

(iii)

14A

14A

68.68%

14A.60

14A

14A

686

00579

H

84.68%

15.32%

%

2022 6 20

